

AYseries

Indoor Unit



MSZ-AY25/35/42/50VGK(P)

Outdoor Unit



MUZ-AY25VG MUZ-AY25VGH
MUZ-AY35VG MUZ-AY35VGH
MUZ-AY42VG MUZ-AY42VGH
MUZ-AY50VG MUZ-AY50VGH

Remote Controller




Functions and Features




Specifications

Indoor Unit			MSZ-AY25VGK(P)	MSZ-AY35VGK(P)	MSZ-AY42VGK(P)	MSZ-AY50VGK(P)	MSZ-AY25VGH	MSZ-AY35VGH	MSZ-AY42VGH	MSZ-AY50VGH																																																																																																									
Outdoor Unit			MUZ-AY25VG MUZ-AY25VGH MUZ-AY35VG MUZ-AY35VGH MUZ-AY42VG MUZ-AY42VGH MUZ-AY50VG MUZ-AY50VGH																																																																																																																
Refrigerant			Single: R32(*1) / Multi: R410A or R32(*1)																																																																																																																
Power Supply			Outdoor Power supply																																																																																																																
Cooling			<table border="1"> <tr> <td>Design load</td> <td>kW</td> <td>2.5</td> <td>3.5</td> <td>4.2</td> <td>5.0</td> <td>2.5</td> <td>3.5</td> <td>4.2</td> <td>5.0</td> </tr> <tr> <td>Annual electricity consumption⁽²⁾</td> <td>kWh/a</td> <td>100</td> <td>141</td> <td>186</td> <td>232</td> <td>100</td> <td>141</td> <td>186</td> <td>232</td> </tr> <tr> <td rowspan="2">SEER⁽³⁾</td> <td>Energy efficiency class</td> <td>A+++</td> <td>A+++</td> <td>A++</td> <td>A++</td> <td>A+++</td> <td>A+++</td> <td>A++</td> <td>A++</td> </tr> <tr> <td>Rated</td> <td>kW</td> <td>2.5</td> <td>3.5</td> <td>4.2</td> <td>5.0</td> <td>2.5</td> <td>3.5</td> <td>4.2</td> <td>5.0</td> </tr> <tr> <td rowspan="2">Capacity</td> <td>Min-Max</td> <td>kW</td> <td>0.9-3.4</td> <td>1.1-3.8</td> <td>0.9-4.5</td> <td>1.4-5.4</td> <td>0.9-3.4</td> <td>1.1-3.8</td> <td>0.9-4.5</td> <td>1.4-5.4</td> </tr> <tr> <td>Total Input</td> <td>Rated</td> <td>kW</td> <td>0.600</td> <td>0.990</td> <td>1.300</td> <td>1.540</td> <td>0.600</td> <td>0.990</td> <td>1.300</td> <td>1.540</td> </tr> </table>								Design load	kW	2.5	3.5	4.2	5.0	2.5	3.5	4.2	5.0	Annual electricity consumption ⁽²⁾	kWh/a	100	141	186	232	100	141	186	232	SEER ⁽³⁾	Energy efficiency class	A+++	A+++	A++	A++	A+++	A+++	A++	A++	Rated	kW	2.5	3.5	4.2	5.0	2.5	3.5	4.2	5.0	Capacity	Min-Max	kW	0.9-3.4	1.1-3.8	0.9-4.5	1.4-5.4	0.9-3.4	1.1-3.8	0.9-4.5	1.4-5.4	Total Input	Rated	kW	0.600	0.990	1.300	1.540	0.600	0.990	1.300	1.540																																											
Design load	kW	2.5	3.5	4.2	5.0	2.5	3.5	4.2	5.0																																																																																																										
Annual electricity consumption ⁽²⁾	kWh/a	100	141	186	232	100	141	186	232																																																																																																										
SEER ⁽³⁾	Energy efficiency class	A+++	A+++	A++	A++	A+++	A+++	A++	A++																																																																																																										
	Rated	kW	2.5	3.5	4.2	5.0	2.5	3.5	4.2	5.0																																																																																																									
Capacity	Min-Max	kW	0.9-3.4	1.1-3.8	0.9-4.5	1.4-5.4	0.9-3.4	1.1-3.8	0.9-4.5	1.4-5.4																																																																																																									
	Total Input	Rated	kW	0.600	0.990	1.300	1.540	0.600	0.990	1.300	1.540																																																																																																								
Heating (Average Season)			<table border="1"> <tr> <td rowspan="2">Design load</td> <td>at reference design temperature</td> <td>kW</td> <td>2.4(-10°C)</td> <td>2.9(-10°C)</td> <td>3.8(-10°C)</td> <td>4.2(-10°C)</td> <td>2.4(-10°C)</td> <td>2.9(-10°C)</td> <td>3.8(-10°C)</td> <td>4.2(-10°C)</td> </tr> <tr> <td>at bivalent temperature</td> <td>kW</td> <td>2.4(-10°C)</td> <td>2.9(-10°C)</td> <td>3.8(-10°C)</td> <td>4.2(-10°C)</td> <td>2.4(-10°C)</td> <td>2.9(-10°C)</td> <td>3.8(-10°C)</td> <td>4.2(-10°C)</td> </tr> <tr> <td rowspan="2">Declared Capacity</td> <td>at operation limit temperature</td> <td>kW</td> <td>1.9(-20°C)</td> <td>2.0(-20°C)</td> <td>2.7(-20°C)</td> <td>3.0(-20°C)</td> <td>1.9(-20°C)</td> <td>2.0(-20°C)</td> <td>2.7(-20°C)</td> <td>3.0(-20°C)</td> </tr> <tr> <td>Back up heating capacity</td> <td>kW</td> <td>0.0(-10°C)</td> <td>0.0(-10°C)</td> <td>0.0(-10°C)</td> <td>0.0(-10°C)</td> <td>0.0(-10°C)</td> <td>0.0(-10°C)</td> <td>0.0(-10°C)</td> <td>0.0(-10°C)</td> </tr> <tr> <td rowspan="2">Annual electricity consumption⁽²⁾</td> <td></td> <td>kWh/a</td> <td>697</td> <td>880</td> <td>1131</td> <td>1265</td> <td>697</td> <td>880</td> <td>1131</td> <td>1265</td> </tr> <tr> <td>SCOP⁽³⁾</td> <td>Energy efficiency class</td> <td>A++</td> <td>A++</td> <td>A++</td> <td>A++</td> <td>A++</td> <td>A++</td> <td>A++</td> <td>A++</td> </tr> <tr> <td rowspan="2">Capacity</td> <td>Rated</td> <td>kW</td> <td>3.2</td> <td>4.0</td> <td>5.2</td> <td>5.5</td> <td>3.2</td> <td>4.0</td> <td>5.2</td> <td>5.5</td> </tr> <tr> <td>Min</td> <td>kW</td> <td>1.0</td> <td>1.3</td> <td>1.3</td> <td>1.4</td> <td>1.0</td> <td>1.3</td> <td>1.3</td> <td>1.4</td> </tr> <tr> <td rowspan="2">Total Input</td> <td>Max at 7°C</td> <td>kW</td> <td>4.1</td> <td>4.6</td> <td>6.0</td> <td>7.3</td> <td>4.1</td> <td>4.6</td> <td>6.0</td> <td>7.3</td> </tr> <tr> <td>Rated</td> <td>kW</td> <td>0.780</td> <td>1.030</td> <td>1.390</td> <td>1.470</td> <td>0.780</td> <td>1.030</td> <td>1.390</td> <td>1.470</td> </tr> </table>								Design load	at reference design temperature	kW	2.4(-10°C)	2.9(-10°C)	3.8(-10°C)	4.2(-10°C)	2.4(-10°C)	2.9(-10°C)	3.8(-10°C)	4.2(-10°C)	at bivalent temperature	kW	2.4(-10°C)	2.9(-10°C)	3.8(-10°C)	4.2(-10°C)	2.4(-10°C)	2.9(-10°C)	3.8(-10°C)	4.2(-10°C)	Declared Capacity	at operation limit temperature	kW	1.9(-20°C)	2.0(-20°C)	2.7(-20°C)	3.0(-20°C)	1.9(-20°C)	2.0(-20°C)	2.7(-20°C)	3.0(-20°C)	Back up heating capacity	kW	0.0(-10°C)	0.0(-10°C)	0.0(-10°C)	0.0(-10°C)	0.0(-10°C)	0.0(-10°C)	0.0(-10°C)	0.0(-10°C)	Annual electricity consumption ⁽²⁾		kWh/a	697	880	1131	1265	697	880	1131	1265	SCOP ⁽³⁾	Energy efficiency class	A++	A++	A++	A++	A++	A++	A++	A++	Capacity	Rated	kW	3.2	4.0	5.2	5.5	3.2	4.0	5.2	5.5	Min	kW	1.0	1.3	1.3	1.4	1.0	1.3	1.3	1.4	Total Input	Max at 7°C	kW	4.1	4.6	6.0	7.3	4.1	4.6	6.0	7.3	Rated	kW	0.780	1.030	1.390	1.470	0.780	1.030	1.390	1.470
Design load	at reference design temperature	kW	2.4(-10°C)	2.9(-10°C)	3.8(-10°C)	4.2(-10°C)	2.4(-10°C)	2.9(-10°C)	3.8(-10°C)	4.2(-10°C)																																																																																																									
	at bivalent temperature	kW	2.4(-10°C)	2.9(-10°C)	3.8(-10°C)	4.2(-10°C)	2.4(-10°C)	2.9(-10°C)	3.8(-10°C)	4.2(-10°C)																																																																																																									
Declared Capacity	at operation limit temperature	kW	1.9(-20°C)	2.0(-20°C)	2.7(-20°C)	3.0(-20°C)	1.9(-20°C)	2.0(-20°C)	2.7(-20°C)	3.0(-20°C)																																																																																																									
	Back up heating capacity	kW	0.0(-10°C)	0.0(-10°C)	0.0(-10°C)	0.0(-10°C)	0.0(-10°C)	0.0(-10°C)	0.0(-10°C)	0.0(-10°C)																																																																																																									
Annual electricity consumption ⁽²⁾		kWh/a	697	880	1131	1265	697	880	1131	1265																																																																																																									
	SCOP ⁽³⁾	Energy efficiency class	A++	A++	A++	A++	A++	A++	A++	A++																																																																																																									
Capacity	Rated	kW	3.2	4.0	5.2	5.5	3.2	4.0	5.2	5.5																																																																																																									
	Min	kW	1.0	1.3	1.3	1.4	1.0	1.3	1.3	1.4																																																																																																									
Total Input	Max at 7°C	kW	4.1	4.6	6.0	7.3	4.1	4.6	6.0	7.3																																																																																																									
	Rated	kW	0.780	1.030	1.390	1.470	0.780	1.030	1.390	1.470																																																																																																									
Operating Current(Max)			<table border="1"> <tr> <td>Input</td> <td>Rated</td> <td>kW</td> <td>0.026</td> <td>0.026</td> <td>0.032</td> <td>0.032</td> <td>0.026</td> <td>0.026</td> <td>0.032</td> <td>0.032</td> </tr> <tr> <td>Operating Current(Max)</td> <td></td> <td>A</td> <td>0.3</td> <td>0.3</td> <td>0.3</td> <td>0.3</td> <td>0.3</td> <td>0.3</td> <td>0.3</td> <td>0.3</td> </tr> </table>								Input	Rated	kW	0.026	0.026	0.032	0.032	0.026	0.026	0.032	0.032	Operating Current(Max)		A	0.3	0.3	0.3	0.3	0.3	0.3	0.3	0.3																																																																																			
Input	Rated	kW	0.026	0.026	0.032	0.032	0.026	0.026	0.032	0.032																																																																																																									
Operating Current(Max)		A	0.3	0.3	0.3	0.3	0.3	0.3	0.3	0.3																																																																																																									
Indoor Unit			<table border="1"> <tr> <td rowspan="2">Dimensions</td> <td>H*W*D</td> <td>mm</td> <td>299*798*245</td> <td>299*798*245</td> <td>299*798*245</td> <td>299*798*245</td> <td>299*798*245</td> <td>299*798*245</td> <td>299*798*245</td> <td>299*798*245</td> </tr> <tr> <td>Weight</td> <td>kg</td> <td>VGK:11, VGK:10.5</td> <td>VGK:11, VGK:10.5</td> <td>VGK:11, VGK:10.5</td> <td>VGK:11, VGK:10.5</td> <td>VGK:11, VGK:10.5</td> <td>VGK:11, VGK:10.5</td> <td>VGK:11, VGK:10.5</td> <td>VGK:11, VGK:10.5</td> </tr> <tr> <td rowspan="2">Air Volume (SLo-Lo-Mid-Hi-Shi⁽⁴⁾)</td> <td>Cooling</td> <td>m³/min</td> <td>3.6-5.0-6.3-7.8-10.5</td> <td>3.6-5.0-6.3-7.8-11.1</td> <td>4.5-5.7-7.0-8.4-10.5</td> <td>5.2-6.4-7.5-9.1-11.7</td> <td>3.6-5.0-6.3-7.8-10.5</td> <td>3.6-5.0-6.3-7.8-11.1</td> <td>4.5-5.7-7.0-8.4-10.5</td> <td>5.2-6.4-7.5-9.1-11.7</td> </tr> <tr> <td>Heating</td> <td>m³/min</td> <td>4.0-5.0-6.6-8.0-11.8</td> <td>4.0-5.0-6.6-8.0-11.8</td> <td>4.4-5.4-7.0-8.6-12.9</td> <td>4.8-5.7-7.3-9.1-12.9</td> <td>4.0-5.0-6.6-8.0-11.8</td> <td>4.0-5.0-6.6-8.0-11.8</td> <td>4.4-5.4-7.0-8.6-12.9</td> <td>4.8-5.7-7.3-9.1-12.9</td> </tr> <tr> <td rowspan="2">Sound Level (SPL) (SLo-Lo-Mid-Hi-Shi⁽⁴⁾)</td> <td>Cooling</td> <td>dB(A)</td> <td>18-24-30-36-42</td> <td>18-24-30-36-42</td> <td>21-29-34-38-42</td> <td>28-33-36-40-44</td> <td>18-24-30-36-42</td> <td>18-24-30-36-42</td> <td>21-29-34-38-42</td> <td>28-33-36-40-44</td> </tr> <tr> <td>Heating</td> <td>dB(A)</td> <td>18-24-34-39-45</td> <td>18-24-34-39-45</td> <td>18-24-31-38-45</td> <td>21-29-35-40-45</td> <td>18-24-34-39-45</td> <td>18-24-31-38-45</td> <td>21-29-35-40-45</td> <td>28-33-38-43-48</td> </tr> <tr> <td rowspan="2">Sound Level (PWL)</td> <td>Cooling</td> <td>dB(A)</td> <td>57</td> <td>57</td> <td>57</td> <td>58</td> <td>57</td> <td>57</td> <td>57</td> <td>58</td> </tr> <tr> <td>Heating</td> <td>dB(A)</td> <td>57</td> <td>57</td> <td>57</td> <td>58</td> <td>57</td> <td>57</td> <td>57</td> <td>58</td> </tr> </table>								Dimensions	H*W*D	mm	299*798*245	299*798*245	299*798*245	299*798*245	299*798*245	299*798*245	299*798*245	299*798*245	Weight	kg	VGK:11, VGK:10.5	VGK:11, VGK:10.5	VGK:11, VGK:10.5	VGK:11, VGK:10.5	VGK:11, VGK:10.5	VGK:11, VGK:10.5	VGK:11, VGK:10.5	VGK:11, VGK:10.5	Air Volume (SLo-Lo-Mid-Hi-Shi ⁽⁴⁾)	Cooling	m ³ /min	3.6-5.0-6.3-7.8-10.5	3.6-5.0-6.3-7.8-11.1	4.5-5.7-7.0-8.4-10.5	5.2-6.4-7.5-9.1-11.7	3.6-5.0-6.3-7.8-10.5	3.6-5.0-6.3-7.8-11.1	4.5-5.7-7.0-8.4-10.5	5.2-6.4-7.5-9.1-11.7	Heating	m ³ /min	4.0-5.0-6.6-8.0-11.8	4.0-5.0-6.6-8.0-11.8	4.4-5.4-7.0-8.6-12.9	4.8-5.7-7.3-9.1-12.9	4.0-5.0-6.6-8.0-11.8	4.0-5.0-6.6-8.0-11.8	4.4-5.4-7.0-8.6-12.9	4.8-5.7-7.3-9.1-12.9	Sound Level (SPL) (SLo-Lo-Mid-Hi-Shi ⁽⁴⁾)	Cooling	dB(A)	18-24-30-36-42	18-24-30-36-42	21-29-34-38-42	28-33-36-40-44	18-24-30-36-42	18-24-30-36-42	21-29-34-38-42	28-33-36-40-44	Heating	dB(A)	18-24-34-39-45	18-24-34-39-45	18-24-31-38-45	21-29-35-40-45	18-24-34-39-45	18-24-31-38-45	21-29-35-40-45	28-33-38-43-48	Sound Level (PWL)	Cooling	dB(A)	57	57	57	58	57	57	57	58	Heating	dB(A)	57	57	57	58	57	57	57	58																					
Dimensions	H*W*D	mm	299*798*245	299*798*245	299*798*245	299*798*245	299*798*245	299*798*245	299*798*245	299*798*245																																																																																																									
	Weight	kg	VGK:11, VGK:10.5	VGK:11, VGK:10.5	VGK:11, VGK:10.5	VGK:11, VGK:10.5	VGK:11, VGK:10.5	VGK:11, VGK:10.5	VGK:11, VGK:10.5	VGK:11, VGK:10.5																																																																																																									
Air Volume (SLo-Lo-Mid-Hi-Shi ⁽⁴⁾)	Cooling	m ³ /min	3.6-5.0-6.3-7.8-10.5	3.6-5.0-6.3-7.8-11.1	4.5-5.7-7.0-8.4-10.5	5.2-6.4-7.5-9.1-11.7	3.6-5.0-6.3-7.8-10.5	3.6-5.0-6.3-7.8-11.1	4.5-5.7-7.0-8.4-10.5	5.2-6.4-7.5-9.1-11.7																																																																																																									
	Heating	m ³ /min	4.0-5.0-6.6-8.0-11.8	4.0-5.0-6.6-8.0-11.8	4.4-5.4-7.0-8.6-12.9	4.8-5.7-7.3-9.1-12.9	4.0-5.0-6.6-8.0-11.8	4.0-5.0-6.6-8.0-11.8	4.4-5.4-7.0-8.6-12.9	4.8-5.7-7.3-9.1-12.9																																																																																																									
Sound Level (SPL) (SLo-Lo-Mid-Hi-Shi ⁽⁴⁾)	Cooling	dB(A)	18-24-30-36-42	18-24-30-36-42	21-29-34-38-42	28-33-36-40-44	18-24-30-36-42	18-24-30-36-42	21-29-34-38-42	28-33-36-40-44																																																																																																									
	Heating	dB(A)	18-24-34-39-45	18-24-34-39-45	18-24-31-38-45	21-29-35-40-45	18-24-34-39-45	18-24-31-38-45	21-29-35-40-45	28-33-38-43-48																																																																																																									
Sound Level (PWL)	Cooling	dB(A)	57	57	57	58	57	57	57	58																																																																																																									
	Heating	dB(A)	57	57	57	58	57	57	57	58																																																																																																									
Outdoor Unit			<table border="1"> <tr> <td rowspan="2">Dimensions</td> <td>H*W*D</td> <td>mm</td> <td>550*800*285</td> <td>550*800*285</td> <td>550*800*285</td> <td>550*800*285</td> <td>550*800*285</td> <td>550*800*285</td> <td>714*800*285</td> <td>714*800*285</td> </tr> <tr> <td>Weight</td> <td>kg</td> <td>27</td> <td>27</td> <td>28.5</td> <td>34</td> <td>27</td> <td>27</td> <td>28.5</td> <td>34</td> </tr> <tr> <td rowspan="2">Air Volume</td> <td>Cooling</td> <td>m³/min</td> <td>32.2</td> <td>32.2</td> <td>32.2</td> <td>32</td> <td>32.2</td> <td>32.2</td> <td>32</td> <td>32</td> </tr> <tr> <td>Heating</td> <td>m³/min</td> <td>29.8</td> <td>29.8</td> <td>29.8</td> <td>28.1</td> <td>29.8</td> <td>29.8</td> <td>28.1</td> <td>28.1</td> </tr> <tr> <td rowspan="2">Sound Level (SPL)</td> <td>Cooling</td> <td>dB(A)</td> <td>47</td> <td>47</td> <td>49</td> <td>50</td> <td>47</td> <td>47</td> <td>49</td> <td>50</td> </tr> <tr> <td>Heating</td> <td>dB(A)</td> <td>48</td> <td>48</td> <td>50</td> <td>51</td> <td>48</td> <td>48</td> <td>50</td> <td>51</td> </tr> <tr> <td rowspan="2">Sound Level (PWL)</td> <td>Cooling</td> <td>dB(A)</td> <td>59</td> <td>59</td> <td>61</td> <td>61</td> <td>59</td> <td>59</td> <td>61</td> <td>61</td> </tr> <tr> <td>Heating</td> <td>dB(A)</td> <td>59</td> <td>59</td> <td>61</td> <td>61</td> <td>59</td> <td>59</td> <td>61</td> <td>61</td> </tr> <tr> <td rowspan="2">Operating Current(Max)</td> <td></td> <td>A</td> <td>7.3</td> <td>7.3</td> <td>7.3</td> <td>9.6</td> <td>7.3</td> <td>7.3</td> <td>7.3</td> <td>9.6</td> </tr> <tr> <td>Breaker Size</td> <td>A</td> <td>10</td> <td>10</td> <td>10</td> <td>10</td> <td>10</td> <td>10</td> <td>10</td> <td>16</td> </tr> </table>								Dimensions	H*W*D	mm	550*800*285	550*800*285	550*800*285	550*800*285	550*800*285	550*800*285	714*800*285	714*800*285	Weight	kg	27	27	28.5	34	27	27	28.5	34	Air Volume	Cooling	m ³ /min	32.2	32.2	32.2	32	32.2	32.2	32	32	Heating	m ³ /min	29.8	29.8	29.8	28.1	29.8	29.8	28.1	28.1	Sound Level (SPL)	Cooling	dB(A)	47	47	49	50	47	47	49	50	Heating	dB(A)	48	48	50	51	48	48	50	51	Sound Level (PWL)	Cooling	dB(A)	59	59	61	61	59	59	61	61	Heating	dB(A)	59	59	61	61	59	59	61	61	Operating Current(Max)		A	7.3	7.3	7.3	9.6	7.3	7.3	7.3	9.6	Breaker Size	A	10	10	10	10	10	10	10	16
Dimensions	H*W*D	mm	550*800*285	550*800*285	550*800*285	550*800*285	550*800*285	550*800*285	714*800*285	714*800*285																																																																																																									
	Weight	kg	27	27	28.5	34	27	27	28.5	34																																																																																																									
Air Volume	Cooling	m ³ /min	32.2	32.2	32.2	32	32.2	32.2	32	32																																																																																																									
	Heating	m ³ /min	29.8	29.8	29.8	28.1	29.8	29.8	28.1	28.1																																																																																																									
Sound Level (SPL)	Cooling	dB(A)	47	47	49	50	47	47	49	50																																																																																																									
	Heating	dB(A)	48	48	50	51	48	48	50	51																																																																																																									
Sound Level (PWL)	Cooling	dB(A)	59	59	61	61	59	59	61	61																																																																																																									
	Heating	dB(A)	59	59	61	61	59	59	61	61																																																																																																									
Operating Current(Max)		A	7.3	7.3	7.3	9.6	7.3	7.3	7.3	9.6																																																																																																									
	Breaker Size	A	10	10	10	10	10	10	10	16																																																																																																									
Ext. Piping			<table border="1"> <tr> <td rowspan="2">Diameter</td> <td>Liquid/Gas</td> <td>mm</td> <td>6.35 / 9.52</td> <td>6.35 / 9.52</td> <td>6.35 / 9.52</td> <td>6.35 / 9.52</td> <td>6.35 / 9.52</td> <td>6.35 / 9.52</td> <td>6.35 / 9.52</td> <td>6.35 / 9.52</td> </tr> <tr> <td>Chargeless piping length</td> <td>m</td> <td>7.5</td> <td>7.5</td> <td>7.5</td> <td>7.5</td> <td>7.5</td> <td>7.5</td> <td>7.5</td> <td>7.5</td> </tr> <tr> <td rowspan="2">Max.Length</td> <td>Out-In</td> <td>m</td> <td>20</td> <td>20</td> <td>20</td> <td>20</td> <td>20</td> <td>20</td> <td>20</td> <td>20</td> </tr> <tr> <td>Out-In</td> <td>m</td> <td>12</td> <td>12</td> <td>12</td> <td>12</td> <td>12</td> <td>12</td> <td>12</td> <td>12</td> </tr> </table>								Diameter	Liquid/Gas	mm	6.35 / 9.52	6.35 / 9.52	6.35 / 9.52	6.35 / 9.52	6.35 / 9.52	6.35 / 9.52	6.35 / 9.52	6.35 / 9.52	Chargeless piping length	m	7.5	7.5	7.5	7.5	7.5	7.5	7.5	7.5	Max.Length	Out-In	m	20	20	20	20	20	20	20	20	Out-In	m	12	12	12	12	12	12	12	12																																																															
Diameter	Liquid/Gas	mm	6.35 / 9.52	6.35 / 9.52	6.35 / 9.52	6.35 / 9.52	6.35 / 9.52	6.35 / 9.52	6.35 / 9.52	6.35 / 9.52																																																																																																									
	Chargeless piping length	m	7.5	7.5	7.5	7.5	7.5	7.5	7.5	7.5																																																																																																									
Max.Length	Out-In	m	20	20	20	20	20	20	20	20																																																																																																									
	Out-In	m	12	12	12	12	12	12	12	12																																																																																																									
Guaranteed Operating Range(Outdoor)			<table border="1"> <tr> <td>Cooling</td> <td>°C</td> <td>-10 ~ +46</td> <td>-10 ~ +46</td> <td>-10 ~ +46</td> <td>-10 ~ +46</td> <td>-10 ~ +46</td> <td>-10 ~ +46</td> <td>-10 ~ +46</td> <td>-10 ~ +46</td> <td>-10 ~ +46</td> </tr> <tr> <td>Heating</td> <td>°C</td> <td>-20 ~ +24</td> <td>-20 ~ +24</td> <td>-20 ~ +24</td> <td>-20 ~ +24</td> <td>-20 ~ +24</td> <td>-20 ~ +24</td> <td>-20 ~ +24</td> <td>-20 ~ +24</td> <td>-20 ~ +24</td> </tr> </table>								Cooling	°C	-10 ~ +46	-10 ~ +46	-10 ~ +46	-10 ~ +46	-10 ~ +46	-10 ~ +46	-10 ~ +46	-10 ~ +46	-10 ~ +46	Heating	°C	-20 ~ +24	-20 ~ +24	-20 ~ +24	-20 ~ +24	-20 ~ +24	-20 ~ +24	-20 ~ +24	-20 ~ +24	-20 ~ +24																																																																																			
Cooling	°C	-10 ~ +46	-10 ~ +46	-10 ~ +46	-10 ~ +46	-10 ~ +46	-10 ~ +46	-10 ~ +46	-10 ~ +46	-10 ~ +46																																																																																																									
Heating	°C	-20 ~ +24	-20 ~ +24	-20 ~ +24	-20 ~ +24	-20 ~ +24	-20 ~ +24	-20 ~ +24	-20 ~ +24	-20 ~ +24																																																																																																									
Refrigerant			<table border="1"> <tr> <td rowspan="2">Refrigerant</td> <td>Type</td> <td></td> <td>R32</td> <td>R32</td> <td>R32</td> <td>R32</td> <td>R32</td> <td>R32</td> <td>R32</td> <td>R32</td> </tr> <tr> <td>GWP</td> <td></td> <td>675</td> <td>675</td> <td>675</td> <td>675</td> <td>675</td> <td>675</td> <td>675</td> <td>675</td> </tr> <tr> <td rowspan="2">Pre-charged quantity</td> <td>Weight</td> <td>kg</td> <td>0.55</td> <td>0.55</td> <td>0.55</td> <td>0.70</td> <td>0.55</td> <td>0.55</td> <td>0.70</td> <td>1.00</td> </tr> <tr> <td>CO₂ equivalent</td> <td>t</td> <td>0.37</td> <td>0.37</td> <td>0.37</td> <td>0.47</td> <td>0.37</td> <td>0.37</td> <td>0.47</td> <td>0.68</td> </tr> <tr> <td rowspan="2">Max added quantity</td> <td>Quantity</td> <td>kg</td> <td>0.26</td> <td>0.26</td> <td>0.26</td> <td>0.26</td> <td>0.26</td> <td>0.26</td> <td>0.26</td> <td>0.26</td> </tr> <tr> <td>CO₂ equivalent</td> <td>t</td> <td>0.18</td> <td>0.18</td> <td>0.18</td> <td>0.18</td> <td>0.18</td> <td>0.18</td> <td>0.18</td> <td>0.18</td> </tr> </table>								Refrigerant	Type		R32	R32	R32	R32	R32	R32	R32	R32	GWP		675	675	675	675	675	675	675	675	Pre-charged quantity	Weight	kg	0.55	0.55	0.55	0.70	0.55	0.55	0.70	1.00	CO ₂ equivalent	t	0.37	0.37	0.37	0.47	0.37	0.37	0.47	0.68	Max added quantity	Quantity	kg	0.26	0.26	0.26	0.26	0.26	0.26	0.26	0.26	CO ₂ equivalent	t	0.18	0.18	0.18	0.18	0.18	0.18	0.18	0.18																																										
Refrigerant	Type		R32	R32	R32	R32	R32	R32	R32	R32																																																																																																									
	GWP		675	675	675	675	675	675	675	675																																																																																																									
Pre-charged quantity	Weight	kg	0.55	0.55	0.55	0.70	0.55	0.55	0.70	1.00																																																																																																									
	CO ₂ equivalent	t	0.37	0.37	0.37	0.47	0.37	0.37	0.47	0.68																																																																																																									
Max added quantity	Quantity	kg	0.26	0.26	0.26	0.26	0.26	0.26	0.26	0.26																																																																																																									
	CO ₂ equivalent	t	0.18	0.18	0.18	0.18	0.18	0.18	0.18	0.18																																																																																																									

(*1) Refrigerant leakage contributes to climate change. Refrigerant with lower global warming potential (GWP) would contribute less to global warming than a refrigerant with higher GWP, if leaked to the atmosphere. This appliance contains a refrigerant fluid with a GWP equal to 675. This means that if 1 kg of this refrigerant fluid would be leaked to the atmosphere, the impact on global warming would be 1975 times higher than 1 kg of CO₂, over a period of 100 years. Never try to interfere with the refrigerant circuit yourself or disassemble the product yourself and always ask a professional. (*2) Energy consumption based on standard test results. Actual energy consumption will depend on how the appliance is used and where it is located. (*3) SEER, SCOP and other related description are based on COMMISSION DELEGATED REGULATION (EU) No.626/2011. The temperature conditions for calculating SCOP are based on "Average Season". (*4) Shi: Super High.



SPLIT-TYPE AIR CONDITIONERS



AY series



SOPHISTICATED and MATT DESIGN

Cleanliness

Plasma Quad Plus (VGKP model) / V Blocking Filter (VGK model)
Provides clean air by removing various kinds of airborne particles.



Design

Matt & Sophisticated

The matt design blends in with any room. Gentle and sophisticated texture creates a soft and elegant space.




Quietness

18dB / Night mode

The sound of the air conditioner may be too quiet to notice.

Noise Level



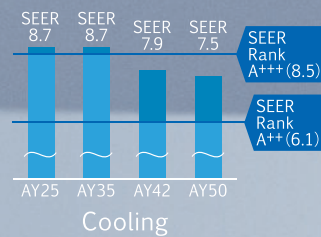
only 18dB

For AY 25/35 models single connection

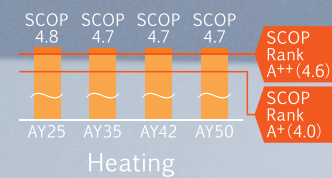
Energy saving

High energy efficiency


The high-efficiency air conditioner is eco-friendly and economical.




Cooling



Heating



AY series



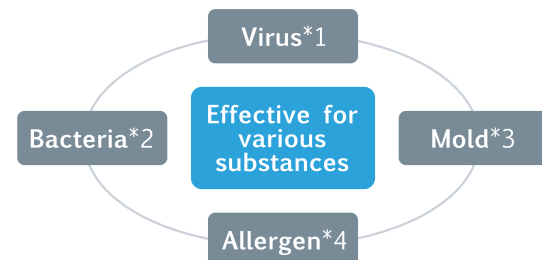

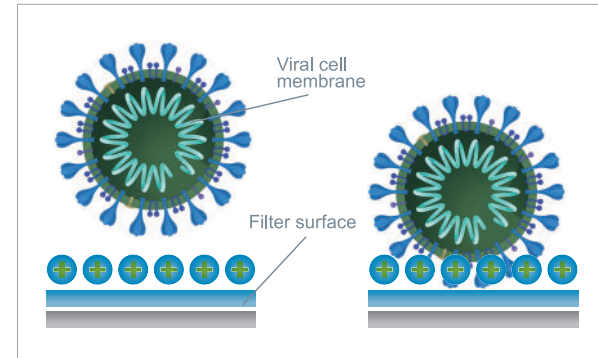
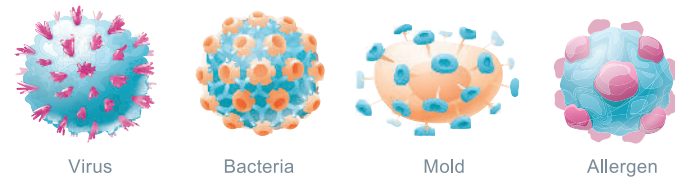

EXCELLENT CLEANLINESS PERFORMANCE

Mitsubishi Electric's air purification technology provides you with clean and safe air quality.



V Blocking Filter

V Blocking Filter with antiviral effect inhibits 99% of adhered virus, and other harmful substances, such as bacteria, mold and allergen. Two-layered filter with non-woven fabric and electrostatic filter can effectively capture and remove small particles from the air in your room.






*1 Virus Test method: JIS L 1922, Tested Organization: Guangdong Detection Center of Microbiology, Test Report No: 2020FM30156R02D, Test result: 99.9% neutralized in 24 hours in a Testing Container
 *2 Bacteria Test method: JIS L 1902, Tested Organization: Boken Quality Evaluation Institute, Test Report No: 29020006998-1, Test result: 99.9% neutralized in 18 hours in a Petri dish
 *3 Mold Test method: JIS Z 2911, Tested Organization: Boken Quality Evaluation Institute, Test Report No: 29020006906-1, Test result: No mold growth was confirmed
 *4 Allergen Test method: ELISA, Tested Organization: Daiwa Chemical Industries Co., Ltd, Test Report No: 2021B267, Test result: 96.3% neutralized in 24 hours

Dual Barrier Coating




Mitsubishi Electric's Dual Barrier Coating prevents dust and greasy dirt from accumulating on the inner surface of the indoor unit, keeping your air conditioner clean. Hydrophilic material resists oil stains and hydrophobic material resists dust stains.



Self Clean mode

When Self Clean Mode is activated, fan operation starts after cooling/dry mode. This operation helps to dry inside indoor unit to prevent molds and odors. You can feel the clean air without frequent cleaning by yourself.


1 High humidity inside the unit, which can lead to mold growth and odors.



2 Airflow operation suppresses mycelial growth.



3 Maintains clean unit interior.



QUIET PERFORMANCE

Provides a quiet and comfortable space.



Quietness 18dB



Quiet, relaxing space is within reach. Operational noise is 18dB (25/35 classes), which is so quiet that you might even forget the air conditioner is on.

Night mode

When Night Mode is activated using the wireless remote controller, air conditioner operation will switch to the following settings.

- The brightness of the operation indicator lamp will become dimmer.
- The beeping sound will be disabled.
- The outdoor operating noise will be 3dB lower than the rated operating noise specification.

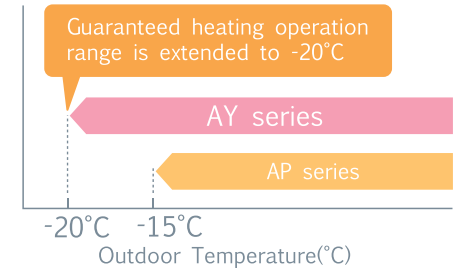
*The cooling/heating capacity may drop.



Wider Heating Operation Range


Mitsubishi Electric technology ensures that the unit will operate even when the outside temperature is down to -20°C .

Wider Heating Operation Range



Back Plate with a Hole


With a hole as default in the center of the back plate, the piping can be easily taken out from the back. The edge of the hole is reinforced to ensure the strength.



The edge of the hole is reinforced to ensure the strength.

Spacer

A part of the packing material can be used as a spacer to lift indoor unit during the left-side piping work, which makes stable installation work possible.



Built-in Wi-Fi & App Control

Indoor unit is equipped with Wi-Fi interface which allows you to access MELCloud app, providing you with a flexible control of air conditioner on your smartphone, tablets, and PC.

[key control and monitoring features]

- On/Off
- Check and set driving conditions
- Notification of weather conditions from current location
- Weekly timer set
- Energy consumption check
- Air purification on/off



Remote Controller features

The remote controller screen is equipped with LED backlight. The luminous screen allows you to check the setting easily even in the dark. You can easily connect Wi-Fi adaptor in the indoor unit and your local router with just a simple operation of remote controller.

